

# Voter Registration and Absentee Ballot Request

## Federal Post Card Application (FPCA)

This form is for absent Uniformed Service members, their families, and citizens residing outside the United States. It is used to register to vote, request an absentee ballot, and update your contact information. See your state's guidelines at [FVAP.gov](https://www.fvap.gov).

Print clearly in blue or black ink, please see back for instructions.

### 1. Who are you? Pick one.

I request an absentee ballot for all elections in which I am eligible to vote AND:

- I am on active duty in the Uniformed Services or Merchant Marine **-OR-**  I am an eligible spouse or dependent.
- I am a U.S. citizen living outside the country, and I intend to return.
- I am a U.S. citizen living outside the country, and my intent to return is uncertain.
- I am a U.S. citizen living outside the country, and I have never lived in the United States.

Last name	Suffix (Jr., II)	<input type="checkbox"/> Mr.	<input type="checkbox"/> Miss
First name	Previous names (if applicable)	<input type="checkbox"/> Mrs.	<input type="checkbox"/> Ms.
Middle name	Birth date (MM/DD/YYYY)	/	/
Social Security Number	Driver's license or State ID #		

### 2. What is your address in the U.S. state or territory where you are registering to vote and requesting an absentee ballot?

Your voting materials will not be sent to this address. See instructions on other side of form.

Street address	Apt #
City, town, village	State
County	ZIP

### 3. Where are you now? You MUST give your CURRENT address to receive your voting materials.

Your mailing address. (Different from above)	Your mail forwarding address. (If different from mailing address)

### 4. What is your contact information? This is so election officials can reach you about your request.

Provide the country code and area code with your phone and fax number. Do not use a Defense Switched Network (DSN) number.

Email:	Phone:
Alternate email:	Fax:

### 5. What are your preferences for upcoming elections?

A. How do you want to receive voting materials from your election office? (Select One)	<input type="checkbox"/> Mail <input type="checkbox"/> Email or online <input type="checkbox"/> Fax	B. What is your political party for primary elections?
--	---	--

### 6. What additional information must you provide?

Puerto Rico and Vermont require more information, see back for instructions. *Additional state guidelines* may be found at [FVAP.gov](https://www.fvap.gov). You may also use this space to clarify your voter information.

### 7. You must read and sign this statement.

I swear or affirm, under penalty of perjury, that:

- The information on this form is true, accurate, and complete to the best of my knowledge. I understand that a material misstatement of fact in completion of this document may constitute grounds for conviction of perjury.
- I am a U.S. citizen, at least 18 years of age (or will be by the day of the election), eligible to vote in the requested jurisdiction, and
- I am not disqualified to vote due to having been convicted of a felony or other disqualifying offense, nor have I been adjudicated mentally incompetent; or if so, my voting rights have been reinstated; and
- I am not registering, requesting a ballot, or voting in any other jurisdiction in the United States, except the jurisdiction cited in this voting form.

Sign here X		Today's date (MM/DD/YYYY)	/	/
-------------	--	---------------------------	---	---

# You can vote wherever you are.

## 1. Fill out your form completely and accurately.

- Your U.S. address is used to determine where you are eligible to vote absentee. For military voters, it is usually your last address in your state of legal residence. For overseas citizens, it is usually the last place you lived before moving overseas. You do not need to have any current ties with this address. DO NOT write a PO Box # in section 2.
- Most states allow you to provide a Driver's License number or the last 4 digits of your SSN. New Mexico, Tennessee, and Virginia require a full SSN.
- If you cannot receive mail at your current mailing address, please specify a mail forwarding address.
- Many states require you to specify a political party to vote in primary elections. This information may be used to register you with a party.
- Section 6 Requirements:** If your voting residence is Vermont, you must acknowledge the following by writing in section 6: "I swear or affirm that I have taken the Vermont Voter's Oath." If your voting residence is in Puerto Rico, you must list your mother's and father's first name.
- We recommend that you complete and submit this form every year while you are an absentee voter.

## 2. Remember to sign this form!

## 3. Return this form to your election official. You can find their contact information at FVAP.gov.

- Remove the adhesive liner from the top and sides. Fold and seal tightly. If you printed the form, fold it and seal it in an envelope.
- All states accept this form by mail and many states accept this form by email and fax. See your state's guidelines at FVAP.gov.

### Agency Disclosure Statement

The public reporting burden for this collection of information, OMB Control Number 0704-0503, is estimated to average 15 minutes per response, including the time for reviewing instructions, searching existing data sources, gathering and maintaining the data needed, and completing and reviewing the collection of information. Send comments regarding the burden estimate or burden reduction suggestions to the Department of Defense, Washington Headquarters Services, at whs.mc-alex.esd.mbx.dd-dod-information-collections@mail.mil. Respondents should be aware that notwithstanding any other provision of law, no person shall be subject to any penalty for failing to comply with a collection of information if it does not display a currently valid OMB control number. DO NOT SUBMIT YOUR FORM TO THE E-MAIL ADDRESS ABOVE.

### Privacy Advisory

When completed, this form contains personally identifiable information and is protected by the Privacy Act of 1974, as amended.

## Questions?

Email: [vote@fvap.gov](mailto:vote@fvap.gov)

---



---



---



---



---

(Fill in the address of your election office.  
The address can be found online at FVAP.gov.)

To

NO POSTAGE NECESSARY IN THE U.S. MAIL - DMM 703.8.0

OFFICIAL ABSENTEE BALLOTING MATERIAL - FIRST CLASS MAIL



International airmail postage is required if not mailed using the U.S. Postal Service, APO/FPO/DPO system, or diplomatic pouch.

---



---



---



---

From (Your name and mailing address)

U.S. Postage Paid  
39 USC 3406  
PAR AVION

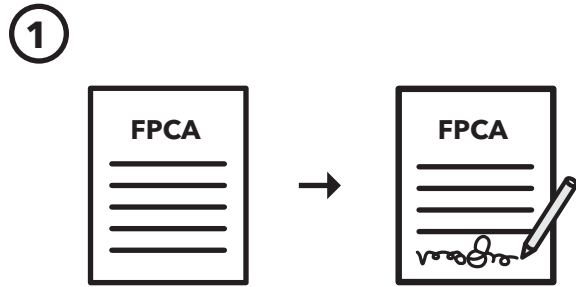


## Chapter 1

### FPCA mailing instructions

#### Step 1

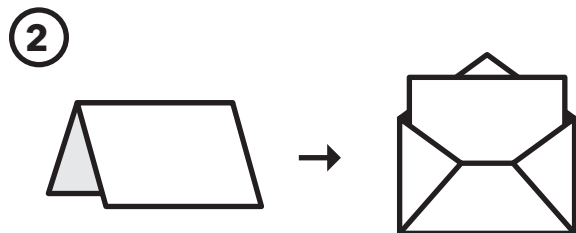
Fill out the FPCA using your state's instructions in Chapter 2 or online at [FVAP.gov](https://www.fvap.gov). Make sure to sign and date the FPCA.



#### Step 2

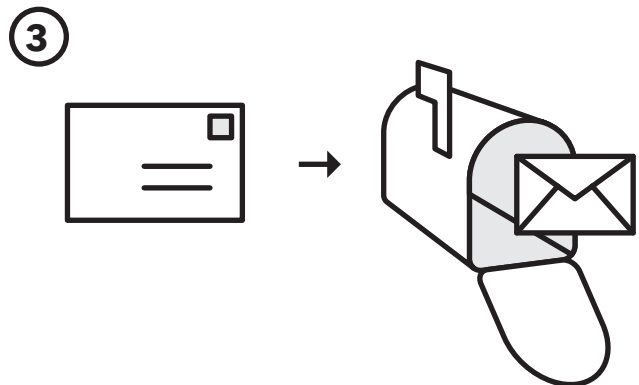
Hardcopy FPCA: Remove the adhesive liner from the top and sides of the form. Fold and seal tightly.

Online FPCA: Use the postage-paid envelope template available online at [FVAP.gov](https://www.fvap.gov). Otherwise, use your own envelope as a mailing envelope. Seal the form inside.



#### Step 3

Mail the completed FPCA to your election office; the address can be found in the "Local Election Offices" section of your state's pages in Chapter 2 or online at [FVAP.gov](https://www.fvap.gov). Be sure to include your return address.



#### Mailing options for your FPCA:

##### **If using a FVAP's postage paid envelope template:**

- Use the U.S. postal system, including APO and FPO addresses
- Send it through the diplomatic pouches at U.S. embassies and consulates.
- Contact your U.S. embassy or consulate for information on how to drop off your FPCA.

##### **If using a regular envelope (not FVAP's postage paid envelope template):**

- Send it using a foreign mail service. Be sure to use the correct postage.
- Use a private courier service.

---

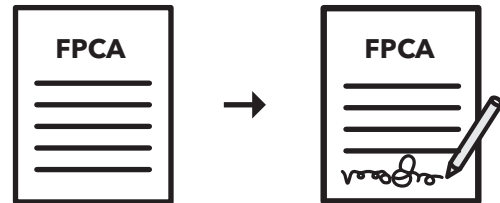
## FPCA emailing instructions

### Step 1

Check in Chapter 2 to see if your state allows you to submit your FPCA by email.

Fill out the FPCA using your state's instructions in Chapter 2 or online at FVAP.gov. Make sure to sign and date the FPCA.

①

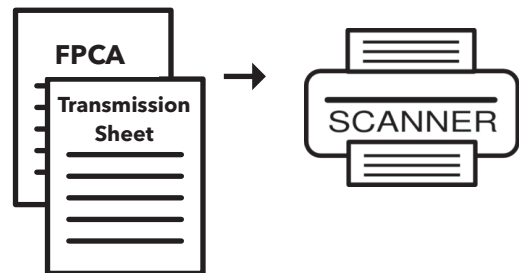


### Step 2

Complete the Transmission Cover Sheet found at the end of Chapter 1, in the Appendix or online at FVAP.gov. If more convenient, you can make a cover sheet that contains the same information found on FVAP's Transmission Cover Sheet.

Scan and save the Transmission Cover Sheet and completed FPCA as a PDF file.

②



### Step 3

Email the PDF file as an attachment directly to your election office. Email addresses can be found in the "Local Election Offices" section of your state's pages in Chapter 2 or online at FVAP.gov.



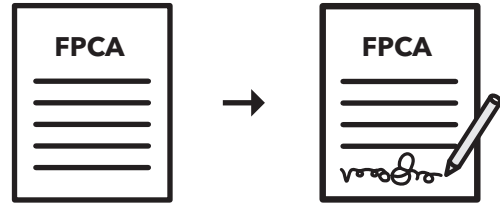
## FPCA faxing instructions

### Step 1

Check in Chapter 2 to see if your state allows you to submit your FPCA by fax.

Fill out the FPCA using your state's instructions in Chapter 2 or online at [FVAP.gov](http://FVAP.gov). Make sure to sign and date the FPCA.

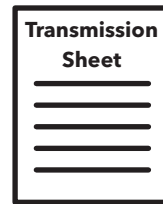
①



### Step 2

Complete the Transmission Cover Sheet found at the end of Chapter 1, in the Appendix or online at [FVAP.gov](http://FVAP.gov). If more convenient, you can make a cover sheet that contains the same information found on FVAP's Transmission Cover Sheet.

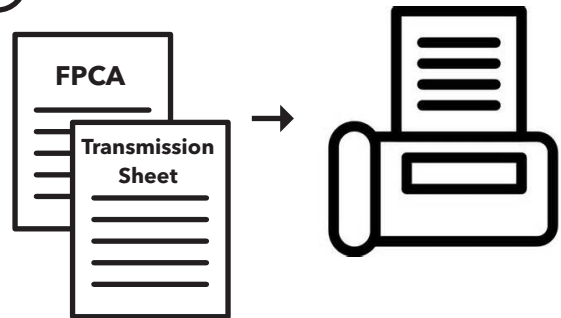
②



### Step 3

Fax your Transmission Cover Sheet with the completed FPCA to your election official. Fax numbers can be found in the "Local Election Offices" section of your state page in Chapter 2 or online at [FVAP.gov](http://FVAP.gov).

③



# Voter Information

## Federal Write-In Absentee Ballot (FWAB)

Print clearly in blue or black ink, please see back for instructions.

**Have you already registered and requested an absentee ballot?**

Some states allow you to use this form to register and request ballots for future elections. Visit [FVAP.gov](https://www.fvap.gov) for more details.

### 1. Who are you? Pick one.

For absent Uniformed Service members, their families, and citizens residing outside the United States.

- I am on active duty in the Uniformed Services or Merchant Marine **-OR-**  I am an eligible spouse or dependent.  
 I am a U.S. citizen living outside the country, and I intend to return.  
 I am a U.S. citizen living outside the country, and my intent to return is uncertain.  
 I am a U.S. citizen living outside the country, and I have never lived in the United States.

Last name	Suffix (Jr., II)	<input type="checkbox"/> Mr.	<input type="checkbox"/> Miss
First name	Previous names (if applicable)	<input type="checkbox"/> Mrs.	<input type="checkbox"/> Ms.
Middle name	Birth date (MM/DD/YYYY)	/	/
Social Security Number	Driver's license or State ID #		

### 2. What is your U.S. voting residence address?

Your voting materials will not be sent to this address. See instructions on other side of form.

Street address	Apt #
City, town, village	State
County	ZIP

### 3. Where are you now? You MUST give your CURRENT contact information.

Your mailing address. (Different from above)	Your mail forwarding address. (If different from mailing address)

### 4. What is your contact information? This is so election officials can reach you about your request.

Provide the country code and area code with your phone and fax number. Do not use a Defense Switched Network (DSN) number.

Email:	Phone:
Alternate email:	Fax:

### 5. What are your preferences for future elections?

- A. Do you want to register and request a ballot for all elections you are eligible to vote in?  Yes  No
- B. How do you want to receive voting materials from your election office?  Mail  Email or online  Fax
- C. What is your political party for primary elections?

### 6. What additional information must you provide?

Alabama requires two witness signatures; Alaska, Virginia and Wisconsin, require one witness signature. Puerto Rico and Vermont need more information, see back for instructions. Additional state guidelines can be found at [FVAP.gov](https://www.fvap.gov).

### 7. You must read and sign this statement.

**I swear or affirm, under penalty of perjury, that:**

- The information on this form is true, accurate, and complete to the best of my knowledge. I understand that a material misstatement of fact in completion of this document may constitute grounds for conviction of perjury.
- I am a U.S. citizen, at least 18 years of age (or will be by the day of election), eligible to vote in the requested jurisdiction, and
- I am not disqualified to vote due to having been convicted of a felony or other disqualifying offense, nor have I been adjudicated mentally incompetent; or if so, my voting rights have been reinstated; and
- I am not registering, requesting a ballot, or voting in any other jurisdiction in the United States, except the jurisdiction cited in this voting form.
- In voting, I have marked and sealed this ballot in private and have not allowed any person to observe the marking of this ballot, except those authorized to assist voters under State and Federal law.

Sign here **X**

Today's date  
(MM/DD/YYYY)

/ /

# Official Backup Ballot

## Federal Write-In Absentee Ballot (FWAB)

Print clearly in blue or black ink.

**Vote by writing the NAME or PARTY of the candidates you choose. To find out about specific federal candidates and races go to [FVAP.gov](https://www.fvap.gov).**

### Instructions

- The FWAB is intended to serve as a backup ballot. It can be used to vote for federal offices. Refer to your state or local election official for any special ballot instructions (e.g., instant runoff voting or ranked choice voting).
- State laws vary on the use of the FWAB for state and local contests. Learn more online at [FVAP.gov](https://www.fvap.gov).
- DO NOT write your name or any identifying number (SSN, driver's license) on this ballot.
- If you are voting in American Samoa, Guam, Puerto Rico, or the U.S. Virgin Islands, you may vote for Delegate or Resident Commissioner, and in presidential primaries.
- Photocopy this page if you require additional room for candidates or ballot initiatives.

### Federal offices

President and Vice President

U.S. Senator

U. S. Representative, Delegate, or Resident Commissioner to Congress

### Other offices

Office

Candidate name

Political party

### Ballot initiatives or other items

# Chapter 1

## FWAB mailing instructions

### Step 1

Fill out the FWAB's "Voter Information" page using your state's instructions in Chapter 2 or online at FVAP.gov. Make sure to sign and date the "Voter Information" page.

### Step 2

Use the "Official Backup Ballot" to vote by writing in either a candidate's name or political party for each office.

Hardcopy FWAB: Remove the adhesive liner from the top and sides of the "Official Backup Ballot." Fold and seal tightly.

Online FWAB: Print the "Official Backup Ballot" and seal it inside any blank envelope you have on hand. Write "Official Ballot Envelope" on the front.

### Step 3



Hardcopy FWAB: Place the "Voter Information" page and sealed ballot into the postage paid mailing envelope.

Online FWAB: Use the postage-paid envelope template available online at FVAP.gov. Otherwise, use your own envelope as a mailing envelope. Seal the "Voter Information" page and "Official Ballot" envelope inside.


### Step 4

Mail the completed FWAB to your election office; the addresses can be found in the "Local Election Offices" section of your state's pages in Chapter 2 or online at FVAP.gov. Be sure to include your return address.

①




②




Official Ballot Envelope

③



Official Ballot Envelope

④



### Mailing options for your FWAB:

#### If using a Postage Paid envelope:

- Use the U.S. postal system, including APO and FPO addresses
- Send it through the diplomatic pouches at U.S. embassies and consulates.
- Contact your U.S. embassy or consulate for information on how to drop off your FWAB.

#### If using a regular envelope (not Postage Paid):

- Send it using a foreign mail service. Be sure to use the correct postage.
- Use a private courier service.

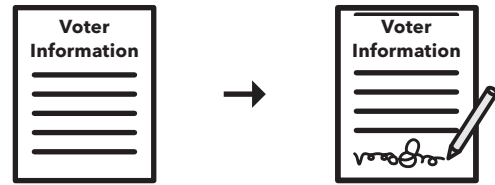
## FWAB emailing instructions

### Step 1

Check in Chapter 2 to see if your state allows you to submit your FWAB by email.

Fill out the FWAB's "Voter Information" page using your state's instructions in Chapter 2 or online at FVAP.gov. Make sure to sign and date the "Voter Information" page.

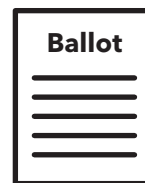
①



### Step 2

Use the "Official Backup Ballot" to vote by writing in either a candidate's name or political party for each office.

②

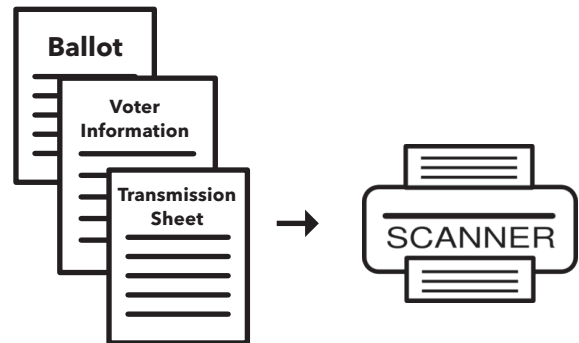


### Step 3

Complete the Transmission Cover Sheet found at the end of Chapter 1, in the Appendix or online at FVAP.gov. If more convenient, you can make a cover sheet that contains the same information found on FVAP's Transmission Cover Sheet.

Scan and save the Transmission Cover Sheet, "Voter Information" page, and "Official Backup Ballot" as a PDF file.

③



### Step 4

Email the PDF file as an attachment directly to your election office. Email addresses can be found in the "Local Election Offices" section of your state's pages in Chapter 2 or online at FVAP.gov.

④



# Chapter 1

---


## FWAB faxing instructions

### Step 1

Check in Chapter 2 to see if your state allows you to submit your FWAB by fax.

Fill out the FWAB's "Voter Information" page using your state's instructions in Chapter 2 or online at FVAP.gov. Make sure to sign and date the "Voter Information" page.

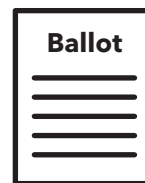
1



### Step 2

Use the "Official Backup Ballot" to vote by writing in either a candidate's name or political party for each office.

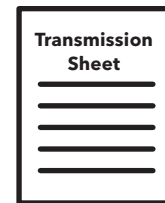
2



### Step 3

Complete the Transmission Cover Sheet found at the end of Chapter 1, in the Appendix or online at FVAP.gov. If more convenient, you can make a coversheet that contains the same information found on FVAP's Transmission Cover Sheet.

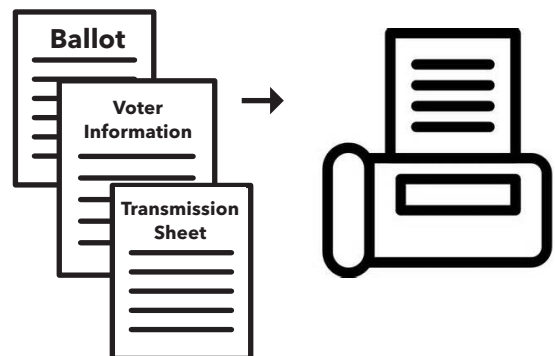
3



### Step 4

Fax the Transmission Cover Sheet, completed "Voter Information" page and "Official Backup Ballot" to your election official. Fax numbers can be found in the "Local Election Offices" section of your state's pages in Chapter 2 or online at FVAP.gov.

4





### Transmission Cover Sheet

To:	
City/County Board of Elections	
Fax Number	
City	
State	

From:	
Last Name	
First Name	
Middle Name	
Telephone Number	
Fax Number	
Email Address	

Additional Information:

<p>If a <b>VOTED BALLOT</b> is being faxed or emailed, sign below:          "I understand that by faxing or emailing my voted ballot I am voluntarily waiving my right to a secret ballot"</p>	
Signature: _____	Date: _____

Number of pages being transmitted, including this sheet: \_\_\_\_\_

Not all forms can be sent electronically. Please check the [FVAP.gov](http://FVAP.gov) website or the [Voting Assistance Guide](#) to verify which forms can be sent electronically to your Election Official.

**Email:** If your forms can be emailed, email them directly to your election official.  
 Email addresses for your election official can be found at:  
<https://www.fvap.gov/search-offices>.

**Fax:** Send directly to your Election Official.  
 Fax numbers for your election official can be found at:  
<https://www.fvap.gov/search-offices>.

This page intentionally left blank.